

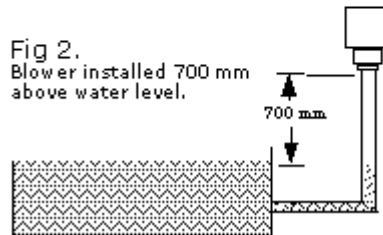
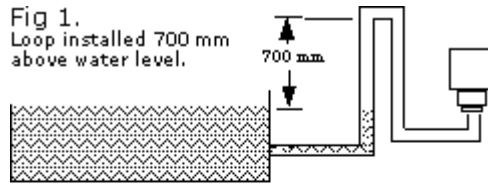
SX SERIES BLOWER

Gooseneck

The blower should be installed in a dry location as close as possible to the spa but should not be installed within 3 meters to comply with electrical standards. To prevent damage to the blower and electric shock the blower must be installed at least 700mm above the highest water level in the spa (see fig 2).

If the blower is to be installed below the water level or further than 5 meters from the spa a loop must be installed at least 700mm above the highest water level (see fig 1). This loop should be installed within two meters of the spa.

FAILURE TO COMPLY WILL VOID WARRANTY.



Gas Appliances

The blower must NOT be installed within 1.5 meters of any gas appliance flue. It must NOT be installed in the same room as a gas appliance unless, it is sealed from the plant room and draws its own fresh air supplied.

Spa Manifold

Spa Manifold ring should have sufficient holes to total 800 square mm. Insufficient air holes in the spa will cause excessive pressure on the blower and may cause the blower to overheat and reduce the life of the motor.

As a guide the following table should be consulted:

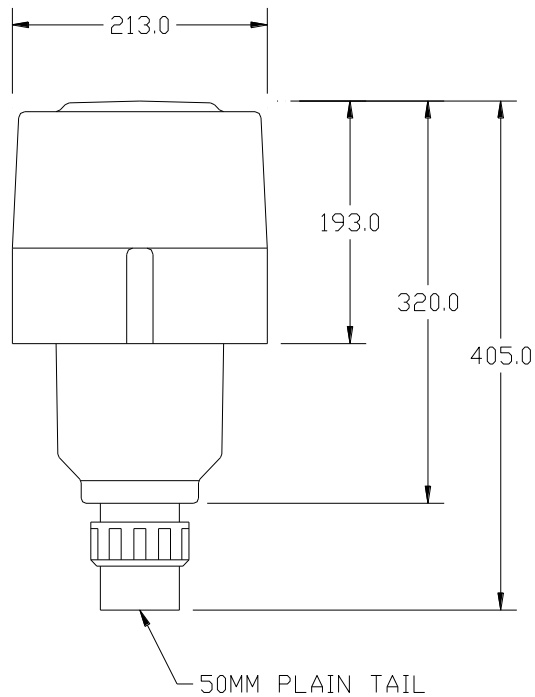
Air Hole Size	Number of Holes
3mm	110
4mm	64
5mm	45
6mm	30

Failure to comply with minimum area of holes will void warranty.

Specifications

Specifications	1200 Watt
Fan	Single Stage
Speed	Single Speed
R.P.M.	21000
Input	240 VAC
Power	1250 WATT
Current	5.2A
Airflow	2500 LPM

Dimensions



Warning

Spa blowers should not be connected to Spa Jets, and operated simultaneously with pumps, on the same return line.

Operation

The AstralPool SX Series blower is designed specifically for residential spas and swimming pools and if the following instructions are followed, will give you years of trouble free performance. Do not turn the blower on and off at rapid intervals – the blower works hardest when it is clearing water from the pipes. Keep the blower free from debris such as leaves, cobwebs and insect nests. The blower is designed to run continuously for extended periods but should not be used on commercial installations where it will operate continuously for several hours every day. Should this be your requirements, contact AstralPool for further advice. An internal high limit cut out will shut the blower down if the air flow is insufficient to keep the motor cool. Once the motor cools, the high limit will reset and start the blower operation once again.

Do not attempt to service or repair the blower yourself, there are no user serviceable parts inside. Contact AstralPool for your local service agent should your blower require servicing.

Maintenance of your Spa Blower

Maintenance Schedule: Your new product incorporates moving parts and withstands high velocity water with chemicals in it. Some of these parts will wear in the normal course of use and require regular checks and maintenance. Performing these checks and maintenance will identify parts that have worn and require repair/replacement before further serious damage is sustained. A small amount of regular care and attention to your pool equipment will help ensure long life and trouble free performance.

If the supply cord is damaged, it shall be replaced by Astralpool or its service agent or similarly qualified person in order to avoid a hazard.

To protect against extremes of temperature, your unit is vented to allow expensive electronics to cool. Ants and some insects are often attracted to the warmer, dry environment inside the enclosure. We recommend that, with power turned off, you spray a surface insecticide on the surfaces surrounding the control to prevent ant and insect ingress. Repeat every three months or as necessary.

Timing	Maintenance Check	Service action (if required)
Three Monthly	Check for insects / ants	Isolate Pump, turn power off, clean and grease O rings or replace if necessary Turn off power to blower, Spray a surface insecticide on the surfaces around the unit to prevent ant and insect ingress.

Important note: Regular maintenance is important to ensure long life and trouble free performance of your pool equipment. If unable to perform the maintenance yourself, contact your local AstralPool office who will arrange a trained service technician to perform the maintenance for you.